

# V-CART

## V-CART FOLDING ALUMINIUM TROLLEY

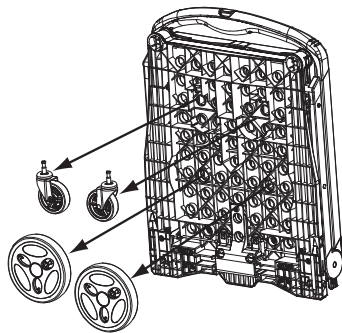
SKU: TR1800



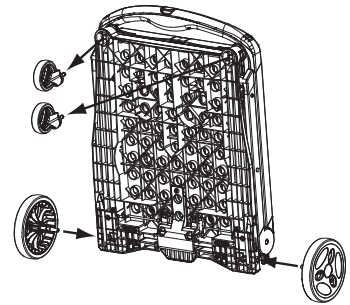
See other side for setup instructions or visit [www.vcart.com.au](http://www.vcart.com.au) for more information.

**Step 1**

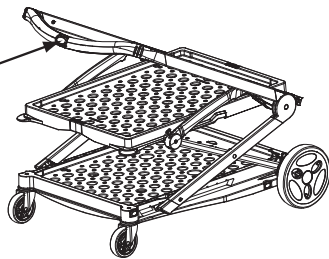
Remove all 4 wheels from the socket underneath.

**Step 2**

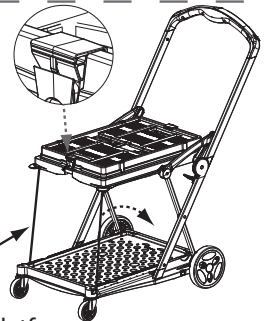
Insert wheels as shown. Wheels will click into place.

**Step 3**

Push the button on the handle and pull upwards. The handle can be locked at 2 positions.

**Step 4**

Place the basket on the upper platform and fix it in position using the pull cord straps by pulling out and placing on the top rim of basket as shown.



Use the fold-down support bars if required which provides extra load capacity to the top platform

**Step 5**

Push down gently with your foot to engage brake and pull up with your foot to release.



Foot pedal brake is located here.

**Step 6**

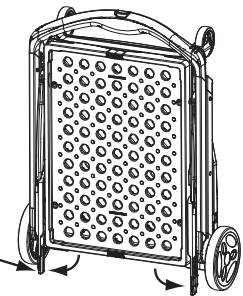
Pull the top platform up for carting larger goods. The basket can also be used on bottom platform as shown. Extra baskets are available which can be stacked here.

**Step 7**

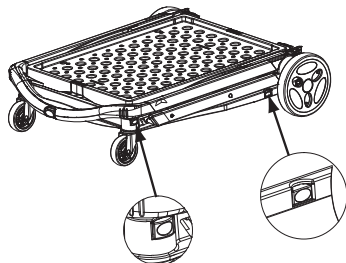
Push the button on the handle to fold the cart.

**Step 8**

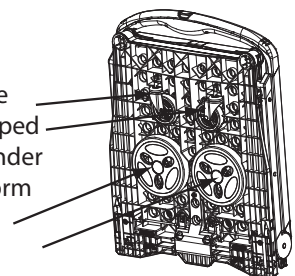
The cart is designed to stand up on its own by pulling out the 2 leg supports and clicking into place.

**Step 9**

The wheels can be removed by a push of a button. There is a button for each wheel.

**Step 10**

The wheels can be removed and clipped back into place under the bottom platform as shown.



# V-CART

visit [www.vcart.com.au](http://www.vcart.com.au) for more information

Total Cart Capacity: 100kg  
 Top Platform Capacity: 50kg  
 Bottom Platform Capacity: 50kg  
 Unit Weight: 10kg